

Mother's Day Jar

You will need:

- A jar
- Colouring Pencils
- Scissors *(ask an adult to help you)*
- Craft supplies to decorate your jar
e.g. ribbon, string, felt, glitter, buttons, stickers, etc.

I love your

.....
.....

You make me smile when you

.....

You're the best
..... because

.....

I enjoy when we

.....
.....

I look forward to

.....
.....

You help me with

.....
.....



To

A jar to say I love you



love from





www.lovewritingco.com

Mother's Day Jar

Your smile is

.....
.....

Thank you for

.....
.....

You make me

.....
.....

I enjoy when we

.....
.....

You are a
beautiful

.....

You are amazing

.....
.....

.....

.....

.....

.....

.....

.....


.....

.....


.....

.....


Trace the words, colour in and cut out the decorations to put inside your jar!



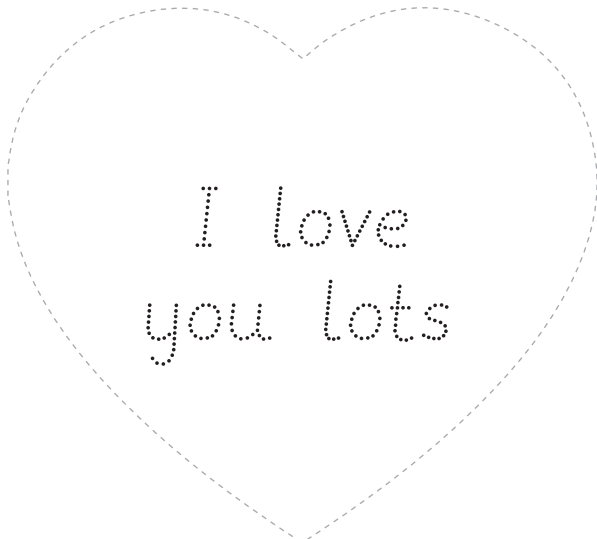
Your
heart is
so big



You
light up
my life



You are
always here
for me



I love
you lots

Trace the words, colour in and cut out the decorations to put inside your jar!

